



700 Marine Series

Door furniture



The Legge 700 Marine Series door furniture has been designed for heavy duty commercial applications. This Series is constructed from 316 marine grade stainless steel making it suitable for both external and internal applications. It is suitable for use in high traffic applications such as retail, educational, government buildings, healthcare and commercial premises.

The handing mechanism of this Series allows the furniture to be handed on site, prior to installation by rotating the lever to the preferred hand and fitting the stop block to secure it's position.

316 Satin Stainless Steel properties include:

- Increased wear resistance
- Corrosion resistant
- Suitable for coastal applications
- Suitable for areas where hygiene is important



Features

- Constructed of quality components, with cast 316 grade stainless steel levers and plates
- The heavy duty spring provides a smooth, fast return action of the lever and eliminates droop extending the life of the furniture
- Symmetrically designed levers are able to be handed on site prior to installation, by rotating the lever and fitting the stop block to secure it's position


Warranties	
Mechanical	30 years
Finish	allegion.co.nz/finisheswarranty

Specification guide

Brand Legge L	Lever Design Alpha A	Plate Function Code refer following pages	Finish 316 Satin Stainless Steel SSS
-------------------------------	--------------------------------------	---	--

- 1. Lever Design**
Select the desired lever design
e.g., Alpha LA
- 2. Plate Function**
Select the required plate function
e.g., 702 external plate with cylinder hole LA702
- 3. Finish**
Select the desired finish
e.g., Satin Stainless Steel LA702SSS

Finish



SSS

Satin Stainless Steel

Specifications

Door type	Timber or metal
Door thickness	32mm to 50mm
Fixing centres	147.5mm
Plate height	168mm
Plate width	50mm
Plate thickness	11mm
Lever to cylinder centres	63.5mm
Spindle size	7.6mm
Compatible locks/latches	Legge 990MF Series mortice locks
Fixing	Back to back, external plates concealed fixing, screws supplied with exterior plates only, screw length 75mm
Materials	Cast 316 grade stainless steel

Testing and Compliance



Fire Rating:

Successfully tested on fire door assemblies in accordance with AS1905 Part1: Fire resistance doorsets. Check with fire door manufacturer prior to installation.



Accessibility:

Compliant to the AS 1428:1-2009 Design for Access and Mobility

Caution:

When door closers are installed and adjusted to meet reduced opening force requirements, there may be insufficient power to reliably close and latch the door, depending on prevailing operating conditions.

Note:

In areas of high wind pressure and/or air conditioning pressures, the LCN Automatic Door Operators are recommended.

Legge 700 Marine Series

Alpha #29

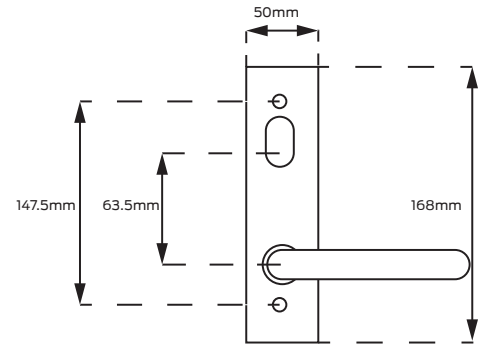
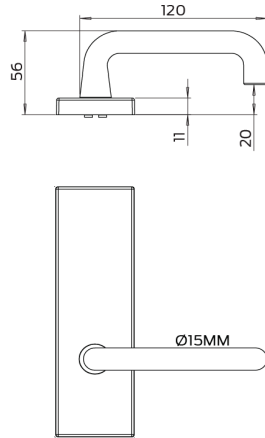
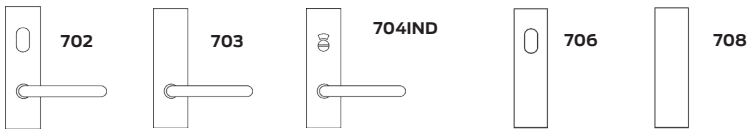
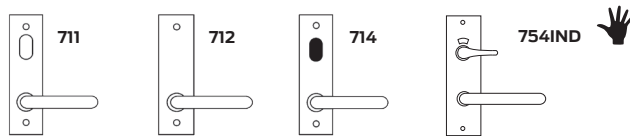


Plate function options






External plates



Internal plates



Legend

- Turn snib 
- Cylinder hole 
- Emergency button 
- Turn bar 
- Denotes handed product 

Handing guide

